
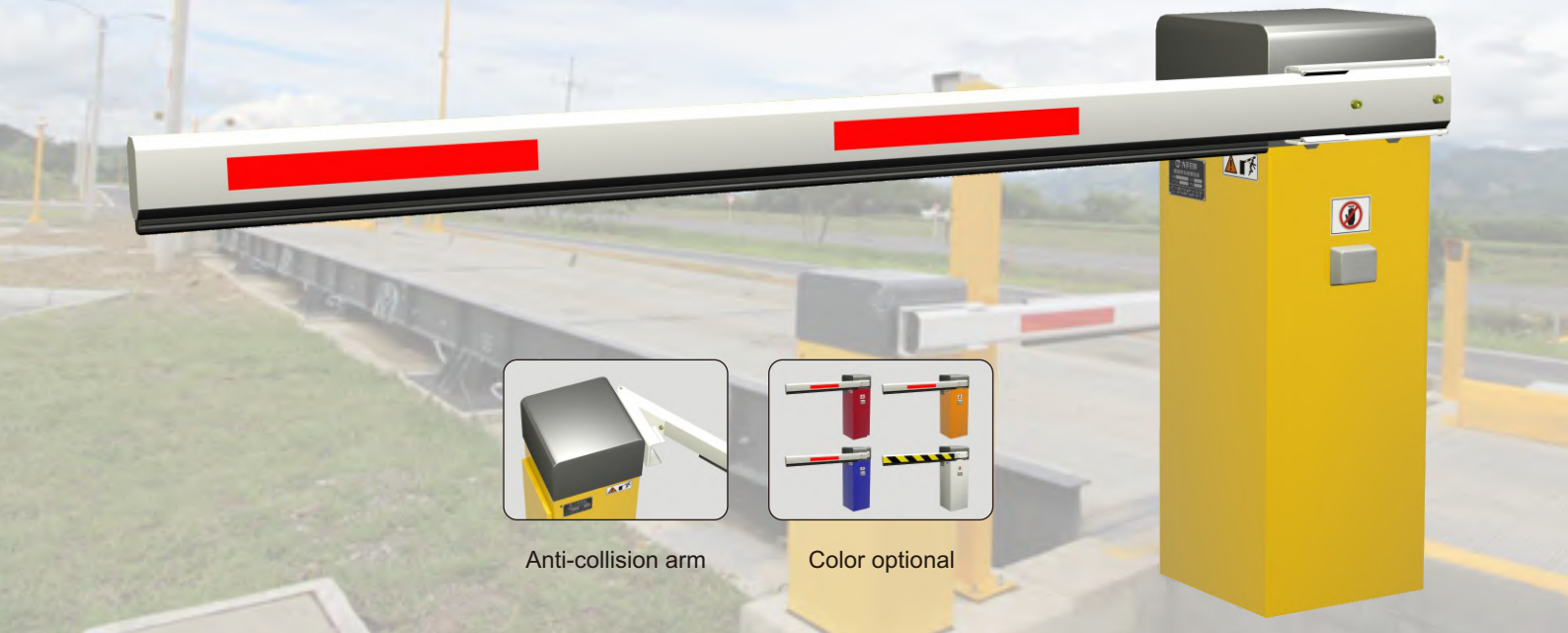


PAB-BD-NSN

Intelligent Barrier (2~6s)

Dashou[®]
Parking System Expert



Anti-collision arm




Color optional

New generation barrier **PAB-BD-NSN** adopts free-maintenance DC brushless torque motor and PWM variable frequency servo controller, fast but smooth moving. Incredible 10 million MTBF and 100% duty cycle makes it continuously work at 7*24 hrs with long life span. Its boom direction is exchangeable, boom type can be changed at site without replacing any parts. Open/close time 2~6s adjustable, Max.6m boom. It can be controlled by smart phone via WIFI and by PC via TCP/IP.

Smartphone Control Your Barrier (Optional)

The barrier gate can be connected to your smartphone via WIFI, so you can open and close barrier gate on your smartphone. You can also program the barrier on your smartphone such as setting opening/closing time.

*Dashou App should be installed in your smartphone, and Dashou WIFI module should be installed in barrier controller.



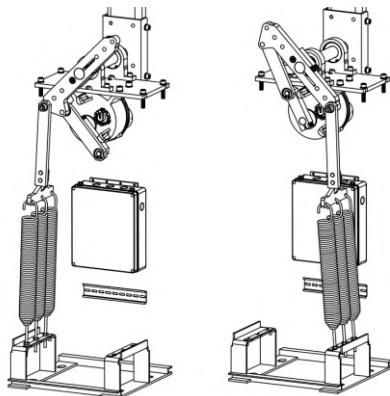
TCP/IP RJ45 Port for Easy Integration (Optional)

The barrier provides optional TCP/IP RJ45 port, which can integrate the barrier with your own system conveniently, so you can control the barrier by your own system.

*Dashou RJ45 module should be installed in barrier controller, and communication protocol will be provided by Dashou

Free-maintenance DC Brushless Servo Motor 10 million cycles MTBF & 100% duty cycle

Free-maintenance DC24V brushless servo torque motor ensures 10 million cycles MTBF long life span; 100% duty cycle makes barrier continuously work at 24*7 hours; Max. 50W low consumption makes barrier environment friendly but outputs super strong torque



Leftward



Rightward

Boom Direction Is Exchangeable Without Replacing Any Parts

In the past you have to keep stock for barriers with different boom direction as different sites may require different boom direction. But now boom arm direction can be exchanged easily at site without replacing any parts

Automatically Check Status and Report Error

Barrier system will automatically check its operation status and show errors code on its LED tube if an error occurred. This helps you quickly find out problem and find solution.



Manually Control In Case of Power Failure

If power supply is off, you can manually open/close the barrier gate by the black lever. Also boom can be manually locked in any position between horizontal and vertical by this level.

Warning: Not allowed to use the function when power on, may hurt your hand and damage the motor.


Boom Auto-Reverse On Obstacle

While moving down, boom will automatically reverse immediately once it is obstructed by vehicle or pedestrian, which protects the vehicle or person. The sensitivity is adjustable.



Boom Swing-off Protects Boom and Vehicle

Boom will swing off 90 degree if it was hit by a vehicle, this is to protect both vehicle and boom. It is optional. You can easily add swing-off module to a barrier which is without swing-off.



Backup Solar Panel or Lead-acid Cell

DC motor barrier can be powered by solar panel or lead-acid cell for back up power supply. Especially solar power is environment friendly which is good for earth.

LED Illumination Makes Boom Visible In The Night

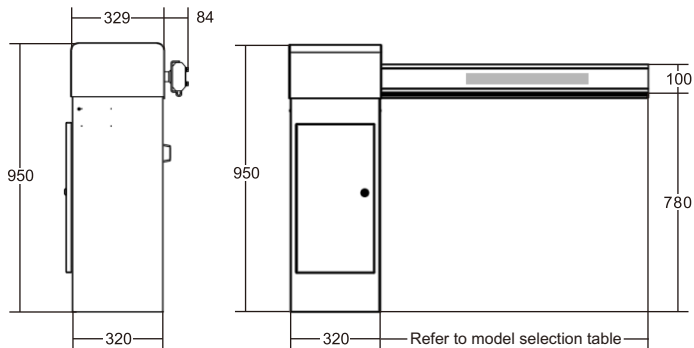
LED Illumination bar can be installed onto boom to make boom visible in the night, so that drivers can view barrier and boom clearly, this improve safety of both barrier and vehicle. Also LED decorates barrier gate.



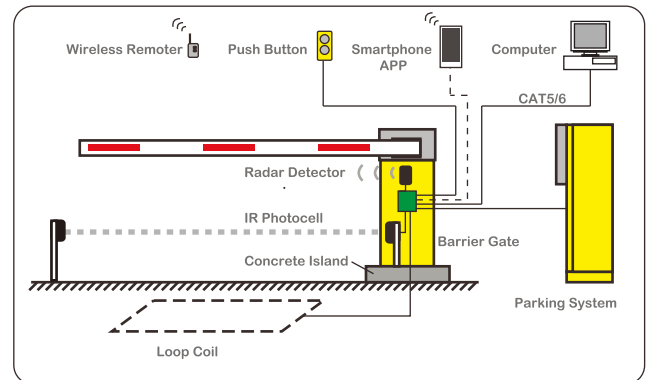
More Features

1. 2~6 sec. speed adjustable
2. Quite smooth moving with Max. 6m boom
3. Different types of boom can be changed without replacing any parts
4. Variable frequency controller automatically detects and optimizes boom moving, ensures smooth moving without shake
5. Simplified design, easy installation and maintenance reduces your labor cost
6. Boom open up fully or close down in case of power failure
7. Alarm when boom swing-off (Optional)
8. Safety of Vehicle--- Anti-hit by Loop Detector (Optional)
9. Safety of Vehicle--- Anti-hit by IR photocell (Optional)
10. Safety of Vehicle--- Anti-hit by "Opening Priority"
11. Automatically lock boom when power off
12. Closing Priority
13. Automatically close in given time (Programmable)
14. Automatically close or open by loop detector (Optional)
15. Heavy-duty and simple-design housing
16. Anti-condensation in cold climate
17. Transparent plastic covers on control board

Dimension (mm)




Application



Technical Parameter

Opening/closing time	2~6 sec. adjustable	Communication Interface	RS-485 or TCP/IP RJ45
Boom	Max. 6mtr. 45×100mm Aluminum alloy Octagonal boom	Wireless Remote	Two Remoters, distance>20m
Boom Direction	Leftward / rightward exchangeable	Housing Material	2mm cold-roller sheet
Power Supply	AC100~240V, 50/60Hz, Max.0.5A	Housing Painting	Powder coating last 10 years
Motor	50W DC24V brushless servo torque motor	Protection Rating	IP 54
Duty Cycle	100% duty cycle	G.W / N.W	46/44KG
MCBF	10 Million Cycles (Mean Cycles Before Failure)	Package Dimension	1100×480×430mm
Max. frequency	15,000 operation cycles per day	Dimension	950×320×329mm (H*W*D)
Controller	PWM variable frequency servo controller board	Operating Temperature	-30°C~55°C
		Operating Humidity	10% ~ 95%

Accessories




PWM variable frequency servo controller board



Remoter: transmitter, distance>20m



50W DC24V Brushless Servo Torque Motor



WIFI Module Smartphone control barrier



Boom Arm Bracket



Anti-collision Mechanism




Ground Induction



Loop Detector



Photocell



45×100mm Aluminum Alloy Octagonal Arm with Rubber